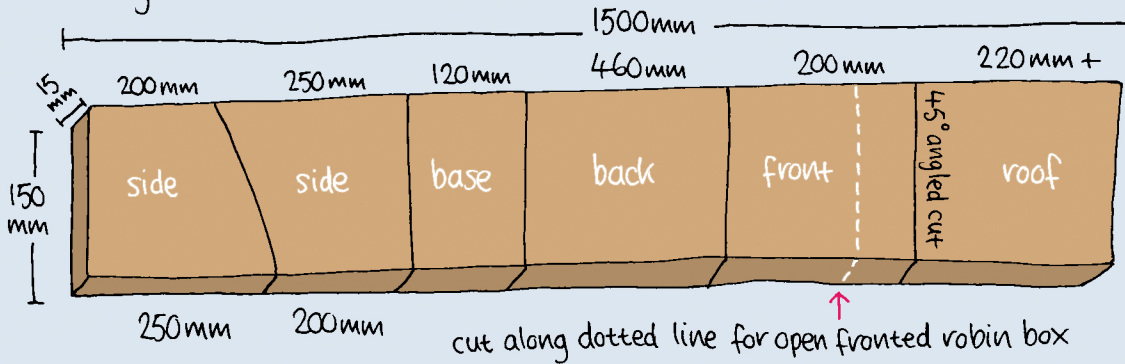




How to make a nest box


What you need:

- rough cut timber
- some old rubber or a hinge
- 20mm nails
- tools:



- ▶ saw
- ▶ hammer
- ▶ hand brace or drill
- ▶ pencil, ruler and scissors

always get an adult to help with tools!



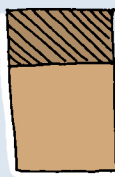
1 Mark out and saw panels

Use diagram above, and write the name of each panel onto the marked out wood.

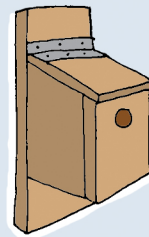
2 Choose your box type



hole fronted box:
 blue tits (25mm)
 great tits (28mm)
 sparrows (38mm)
 starlings (45mm)



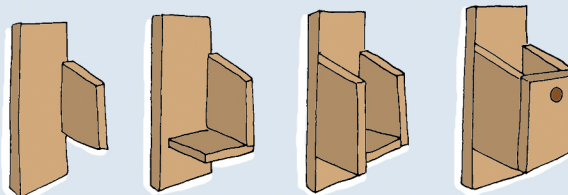
open fronted box for robins



Fix on the roof panel with a hinge or strip of old rubber.

3 Assemble the box

Nail the panels together:



Where to put it:

2-5 metres above the ground, somewhere sheltered.

